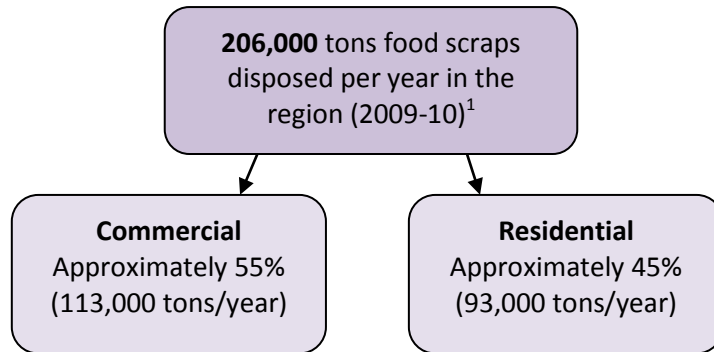


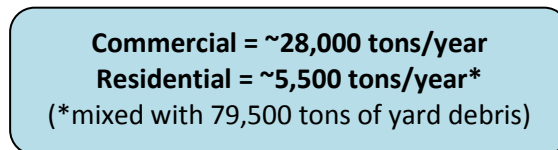
## Current and Potential Food Scraps Recovery

May 2014

### DISPOSED



### CURRENTLY RECOVERED

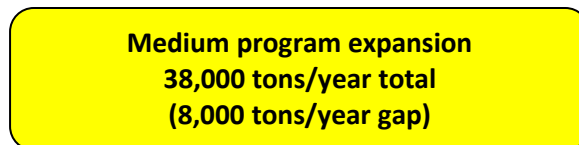
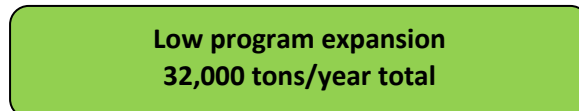


---

### ESTIMATED CURRENT EXISTING CAPACITY for COMMERCIAL FOOD SCRAPS (Within 100 miles of the region)



### POTENTIAL TOTAL COMMERCIAL FOOD SCRAPS CAPACITY NEEDED<sup>2</sup>



<sup>1</sup> Most current data available (2009-10 Oregon Department of Environmental Quality Waste Characterization Study).

<sup>2</sup> Assumptions include 20%, 30%, 50% and 75% participation rate of targeted food scraps-generating businesses per level of program expansion, and 35%, 50%, 70% and 70% separation rate of food scraps per level of program expansion.